

J.C. Broderick & Associates, Inc.

Environmental / Construction Consulting & Testing



1775 Expressway Drive North
Hauppauge, NY 11788
631.584.5492
Fax: 631.584.3395
www.jcbroderick.com

March 4, 2020

Mr. Christopher Milano
Levittown Union Free School District
Administration Building
850 Seamans Neck Road
Seaford, New York 11783

Re: **1,4 -Dioxane in Water Sampling at
East Broadway Elementary School, Lee Road Elementary School, Gen. Douglas
MacArthur High School Campus and Jonas E. Salk Middle School**

JCB#: 20-45703

Dear Milano:

J C Broderick & Associates, Inc. (JCB) performed water sampling from representative potable water outlets at the above referenced school buildings. The sampling was performed to confirm the findings reported by New York American Water (NYAW) in their letter dated February 5, 2020 regarding the emerging contaminant 1,4 Dioxane.

1,4-dioxane is classified by the National Toxicology Program as "reasonably anticipated to be a human carcinogen". Traces of 1,4-dioxane are found in some food supplements and food containing residues from packaging adhesives, but is most often found in products that suds, like shampoos, shower gels, dish soaps, and laundry detergents. 1,4-dioxane has also been found in toothpastes, mouthwashes, deodorant, and hair dyes. As a result of these materials being discharged into the ground and then leaching into the groundwater, many water companies throughout Long Island have detected this emerging contaminant in their public water supply wells.

The NYAW had recently sent out, to the Levittown and Wantagh communities, including the Levittown School District, a letter regarding this emerging contaminant 1,4-dioxane. In this letter, NYAW indicated that their Seaman's Neck Well Station located in Levittown revealed detections of 1,4-Dioxane over the proposed Maximum Contaminant Level (MCL) of 1.0 part per billion (ppb). This well provides water to the areas north of the Southern State, including Levittown Union Free School District's Gen. Douglas MacArthur High School Campus, Jonas E. Salk Middle School, Lee Road Elementary School and East Broadway Elementary School.

The results of JCB's sampling and laboratory analysis did confirm the detection of 1,4-dioxane over the proposed MCL of 1.0 ppb from the above referenced school buildings. The table below summarizes the results of the sampling performed. The laboratory report for this sampling is attached to this letter.

Summary of 1,4-dioxane Sampling		
School Building	Results (ppb)	MCL (ppb)
East Broadway Elementary School	1.2	1.0
Lee Road Elementary School	1.4	
Gen. Douglas MacArthur High School	1.1	
Jonas E. Salk Middle School	1.2	

NYAW has indicated that they are taking immediate action to purchase and install the appropriate treatment equipment to remove 1,4-dioxane from the water before it is delivered to customers. However, this process may take over a year to implement.

The NYAW has stated that the levels are still below current safety standards and that the water is safe to drink. However, we recognize that building occupants may still be hesitant to drink the water being supplied by NYAW to their homes and the above referenced school buildings.

Unfortunately, our research to date have not revealed any currently available commercial building water filters, including activated carbon filters and or reverse osmosis filters, that are completely effective in removing the dioxane from water. Therefore, we can't recommend any systems for your school buildings at this time. However, we will continue to research different options.

There is no immediate concern associated with brushing teeth, hand washing, showering, dish washing and rinsing of fruits and vegetables as these activities **will not** result in significant exposures to 1,4-dioxane since it is not absorbed through the skin and does not vaporize into the air. However, a potential does exist that people can be exposed to 1,4-dioxane by drinking or using water that is provided by this well from water fountains or to make beverages such as tea, coffee or when cooking foods that retain water (i.e., oatmeal).

As an interim, if building occupants don't want to use the water at the building for drinking or cooking, we recommend the following:

- Instruct staff, faculty, children and parents to bring bottled water for their children or make the option to purchase bottled water available at the school building throughout the school day;
- Review current cafeteria procedures and determine if they cook any foods that retain water (i.e., oatmeal, pasta, etc.). Consider removing these options from the cafeteria menu and provide alternatives or provide the kitchen with bottled water for these instances.

Please note that there are currently no requirements to test for 1,4-dioxane in bottled water. Therefore, whatever brand of bottled water is chosen by the school district you should contact the bottler with specific questions about possible 1,4-dioxane content of their water.

We will continue to monitor the NYAW news releases and the general presence of 1,4-dioxane and other emerging contaminants in our public water supply and update your office on any significant findings.

If you have any question of if more information is needed, please call.

Sincerely,

A handwritten signature in black ink, appearing to read "Brendan G. Broderick", written over a horizontal line.

Brendan G. Broderick, PG
J C Broderick & Associates, Inc.

Attch.



NEW YORK
AMERICAN WATER

P.O. Box 578 Alton, IL 62002

02/05/2020

MAINTENANCE GROUNDS COMPLEX
850 SEAMANS NECK RD
SEAFORD, NY 11783-1225

For Service To:

Account Number: 1038-210029999618
Service Address: 850 SEAMANS NECK RD
Seaford, NY 11783

Dear Maintenance Grounds Complex,

New York American Water recently sent you a letter regarding emerging compounds which referenced the wrong service area for your residence. We apologize for the error and any confusion this may have caused. The following letter provides accurate information regarding your water supply.

New York American Water works around the clock to deliver clean, safe drinking water to our customers that meets or surpasses all county, state and federal drinking water standards. The proposed regulation of emerging compounds, such as 1,4-Dioxane and PFOA/PFOS, and their impact on drinking water supplies is a key focus of New York American Water's water quality team. We have proactively tested our water supply sources on Long Island and in upstate New York to determine whether there is the presence of these emerging compounds. As our customer, we want to share the test results with you and outline our plan to develop mitigation measures to meet the proposed regulations.

No water sources in your Service Area had detections of PFOA/PFOS compounds over the proposed Maximum Contaminant Level (MCL) of 10.0 parts per trillion. The Seaman's Neck Well Station in Levittown, NY is the only water source in your Service Area that had detections of 1,4-Dioxane over the proposed MCL of 1.0 part per billion. We have determined that the Seamans Neck Well Station in Levittown will need mitigation measures to address the presence of 1,4-Dioxane. Our immediate action is to purchase and install the appropriate treatment equipment to remove 1,4-Dioxane from the water before it is delivered to customers. Our team is acting proactively to ensure the health and safety of our customers, and we are confident that our immediate plans for treatment will fulfill this goal.

The Seamans Neck Well Station provides water for our customers in Levittown and Wantagh, north of the Southern Parkway. As New York American Water works to permit and construct treatment systems, significant outdoor water conservation measures for customers in these areas may be necessary during periods of peak demand to reduce stress on the water supply. Additional information will be provided to our customers as the NY State Department of Health releases guidance to water utilities on their proposed regulation of emerging compounds. For more information regarding emerging compounds and New York American Water's efforts, please visit: www.nyamwater.com/water-quality/water-safety.

Sincerely,

American Water Customer Service

Customer Service: M-F 7am to 7pm Emergency: 24/7: 1-877-426-6999 www.newyorkamwater.com

Technical Fact Sheet – 1,4-Dioxane

November 2017



TECHNICAL FACT SHEET – 1,4-DIOXANE

At a Glance

- ✧ Flammable liquid and a fire hazard. Potentially explosive if exposed to light or air.
- ✧ Found at many federal facilities because of its widespread use as a stabilizer in certain chlorinated solvents, paint strippers, greases and waxes.
- ✧ Short-lived in the atmosphere, may leach readily from soil to groundwater, migrates rapidly in groundwater and is relatively resistant to biodegradation in the subsurface.
- ✧ Classified by EPA as “likely to be carcinogenic to humans” by all routes of exposure.
- ✧ Short-term exposure may cause eye, nose and throat irritation; long-term exposure may cause kidney and liver damage.
- ✧ Federal screening levels, state health-based drinking water guidance values and federal occupational exposure limits have been established.
- ✧ Modifications to existing sample preparation procedures may be required to achieve the increased sensitivity needed for detection of 1,4-dioxane.
- ✧ Common treatment technologies include advanced oxidation processes and bioremediation.
- ✧ No federal maximum contaminant level (MCL) has been established for 1,4-dioxane in drinking water.

Introduction

This fact sheet, developed by the U.S. Environmental Protection Agency (EPA) Federal Facilities Restoration and Reuse Office (FFRRO), provides a summary of the emerging contaminant 1,4-dioxane, including physical and chemical properties; environmental and health impacts; existing federal and state guidelines; detection and treatment methods; and additional sources of information. This fact sheet is intended for use by site managers who may address 1,4-dioxane at cleanup sites or in drinking water supplies and for those in a position to consider whether 1,4-dioxane should be added to the analytical suite for site investigations.

1,4-Dioxane is a likely human carcinogen and has been found in groundwater at sites throughout the United States. The physical and chemical properties and behavior of 1,4-dioxane create challenges for its characterization and treatment. It is highly mobile and does not readily biodegrade in the environment.

What is 1,4-dioxane?

- ✧ 1,4-Dioxane is a synthetic industrial chemical that is completely miscible in water (EPA 2006; ATSDR 2012).
- ✧ Synonyms include dioxane, dioxan, p-dioxane, diethylene dioxide, diethylene oxide, diethylene ether and glycol ethylene ether (EPA 2006; ATSDR 2012; Mohr 2001).
- ✧ 1,4-Dioxane is unstable at elevated temperatures and pressures and may form explosive mixtures with prolonged exposure to light or air (EPA 2006; HSDB 2011).
- ✧ 1,4-Dioxane is a likely contaminant at many sites contaminated with certain chlorinated solvents (particularly 1,1,1-trichloroethane [TCA]) because of its widespread use as a stabilizer for chlorinated solvents (EPA 2013a; Mohr 2001). Historically, the main use (90 percent) of 1,4-dioxane was as a stabilizer of chlorinated solvents such as TCA (ATSDR 2012). Use of TCA was phased out under the 1995 Montreal Protocol and the use of 1,4-dioxane as a solvent stabilizer was terminated (ECJRC 2002; NTP 2016). Lack of recent reports for other previously reported uses suggest that many other industrial, commercial and consumer uses were also stopped.

Disclaimer: The U.S. EPA prepared this fact sheet using the most recent publicly-available scientific information; additional information can be obtained from the source documents. This fact sheet is not intended to be used as a primary source of information and is not intended, nor can it be relied on, to create any rights enforceable by any party in litigation with the United States. Mention of trade names or commercial products does not constitute endorsement or recommendation for use.

Technical Fact Sheet – 1,4-Dioxane

- ❖ It is a by-product present in many goods, including paint strippers, dyes, greases, antifreeze and aircraft deicing fluids, and in some consumer products (deodorants, shampoos and cosmetics) (ATSDR 2012; Mohr 2001).
- ❖ 1,4-Dioxane is used as a purifying agent in the manufacture of pharmaceuticals and is a by-product in the manufacture of polyethylene terephthalate (PET) plastic (Mohr 2001).
- ❖ Traces of 1,4-dioxane may be present in some food supplements, food containing residues from packaging adhesives or on food crops treated with pesticides that contain 1,4-dioxane (ATSDR 2012; DHHS 2011).

Exhibit 1: Physical and Chemical Properties of 1,4-Dioxane (ATSDR 2012)

Property	1,4-Dioxane
Chemical Abstracts Service (CAS) number	123-91-1
Physical description (physical state at room temperature)	Clear, flammable liquid with a faint, pleasant odor
Molecular weight (g/mol)	88.11
Water solubility	Miscible
Melting point (°C)	11.8
Boiling point (°C) at 760 mm Hg	101.1
Vapor pressure at 25°C (mm Hg)	38.1
Specific gravity	1.033
Octanol-water partition coefficient (log K_{ow})	-0.27
Organic carbon partition coefficient (log K_{oc})	1.23
Henry's law constant at 25°C (atm·m ³ /mol)	4.80 X 10 ⁻⁶

Abbreviations: g/mol – grams per mole; °C – degrees Celsius; mm Hg – millimeters of mercury; atm·m³/mol – atmosphere-cubic meters per mole

Existence of 1,4-dioxane in the environment

- ❖ 1,4-Dioxane is typically found at some solvent release sites and PET manufacturing facilities (ATSDR 2012; Mohr 2001).
- ❖ It is short-lived in the atmosphere, with an estimated 1- to 3-day half-life due to photooxidation (ATSDR 2012; DHHS 2011).
- ❖ Migration to groundwater is weakly retarded by sorption of 1,4-dioxane to soil particles; it is expected to move rapidly from soil to groundwater (EPA 2006; ATSDR 2012).
- ❖ It is relatively resistant to biodegradation in water and soil, although recent studies have identified degrading bacteria (Inoue 2016; Pugazhendi 2015; Sales 2013).
- ❖ It does not bioaccumulate, biomagnify, or bioconcentrate in the food chain (ATSDR 2012; Mohr 2001).
- ❖ 1,4-Dioxane is frequently present at sites with TCA contamination (Mohr 2001; Adamson 2014).
- ❖ It may migrate rapidly in groundwater, ahead of other contaminants (DHHS 2011; EPA 2006).
- ❖ Where delineated, 1,4-dioxane is frequently found within previously delineated chlorinated solvent plumes and existing monitoring networks (Adamson 2014).
- ❖ As of 2016, 1,4-dioxane had been identified at more than 34 sites on the EPA National Priorities List (NPL); it may be present (but samples were not analyzed for it) at many other sites (EPA 2016b).

Technical Fact Sheet – 1,4-Dioxane

What are the routes of exposure and the potential health effects of 1,4-dioxane?

- ❖ Exposure may occur through ingestion of contaminated food and water, or dermal contact. Worker exposures may include inhalation of vapors (ATSDR 2012; DHHS 2011; EU 2002).
- ❖ Potential exposure could occur during production and use of 1,4-dioxane as a stabilizer or solvent (DHHS 2011; EU 2002).
- ❖ Short-term exposure to high levels of 1,4-dioxane may result in nausea, drowsiness, headache, and irritation of the eyes, nose and throat (ATSDR 2012; EPA 2013b; NIOSH 2010; EU 2002). 1,4-Dioxane is readily absorbed through the lungs and gastrointestinal tract. Some 1,4-dioxane may also pass through the skin, but studies indicate that much of it will evaporate before it is absorbed. Distribution is rapid and uniform in the lung, liver, kidney, spleen, colon and skeletal muscle tissue (ATSDR 2012).
- ❖ 1,4-Dioxane is weakly genotoxic and reproductive effects in humans are unknown; however, a developmental study on rats indicated that 1,4-dioxane may be slightly toxic to the developing fetus (ATSDR 2012; Giavini and others 1985).
- ❖ Animal studies showed increased incidences of nasal cavity, liver and gall bladder tumors after exposure to 1,4-dioxane (ATSDR 2012; DHHS 2011; EPA IRIS 2013).
- ❖ EPA has classified 1,4-dioxane as "likely to be carcinogenic to humans" by all routes of exposure (EPA IRIS 2013).
- ❖ The U.S. Department of Health and Human Services states that "1,4-dioxane is reasonably anticipated to be a human carcinogen based on sufficient evidence of carcinogenicity from studies in experimental animals" (DHHS 2011).
- ❖ The National Institute for Occupational Safety and Health (NIOSH) considers 1,4-dioxane a potential occupational carcinogen (NIOSH 2010).
- ❖ The European Union has classified 1,4-dioxane as having limited evidence of carcinogenic effect (EU 2002).

Are there any federal and state guidelines and health standards for 1,4-dioxane?

- ❖ EPA's Integrated Risk Information System (IRIS) database includes a chronic oral reference dose (RfD) of 0.03 milligrams per kilogram per day (mg/kg/day) based on liver and kidney toxicity in animals and a chronic inhalation reference concentration (RfC) of 0.03 milligrams per cubic meter (mg/m³) based on atrophy and respiratory metaplasia inside the nasal cavity of animals (EPA IRIS 2013).
- ❖ The cancer risk assessment for 1,4-dioxane is based on an oral slope factor of 0.1 mg/kg/day and the drinking water unit risk is 2.9×10^{-6} micrograms per liter (µg/L) (EPA IRIS 2013).
- ❖ EPA risk assessments indicate that the drinking water concentration representing a 1×10^{-6} cancer risk level for 1,4-dioxane is 0.35 µg/L (EPA IRIS 2013).
- ❖ No federal maximum contaminant level (MCL) for drinking water has been established (EPA 2012).
- ❖ 1,4-Dioxane is included on the fourth drinking water contaminant candidate list and is included in the Third Unregulated Contaminant Monitoring Rule (EPA 2009; EPA 2016a).
- ❖ EPA's drinking water equivalent level is 1 mg/L (EPA 2012). EPA has calculated a screening level of 0.46 µg/L for tap water, based on a $1 \text{ in } 10^{-6}$ lifetime excess cancer risk (EPA 2017b).
- ❖ EPA established a 1-day health advisory of 4.0 milligrams per liter (mg/L) and a 10-day health advisory of 0.4 mg/L in drinking water for a 10-kilogram child and a lifetime health advisory of 0.2 mg/L in drinking water (EPA 2012).
- ❖ EPA has calculated a residential soil screening level (SSL) of 5.3 milligrams per kilogram (mg/kg) and an industrial SSL of 24 mg/kg. The soil-to-groundwater risk-based SSL is 9.4×10^{-5} mg/kg (EPA 2017b).
- ❖ EPA has calculated a residential air screening level of 0.56 micrograms per cubic meter (µg/m³) and an industrial air screening level of 2.5 µg/m³ (EPA 2017b).
- ❖ A reportable quantity of 100 pounds has been established under the Comprehensive Environmental Response, Compensation, and Liability Act (EPA 2011).
- ❖ The Occupational Safety and Health Administration (OSHA) established a permissible

Technical Fact Sheet – 1,4-Dioxane

exposure limit (PEL) for 1,4-dioxane of 100 parts per million (ppm) or 360 mg/m³ as an 8-hour time weighted average (TWA). While OSHA has established a PEL for 1,4-dioxane, OSHA has recognized that many of its PELs are outdated and inadequate for ensuring the protection of worker health. OSHA recommends that employers follow the California OSHA limit of 0.28 ppm, the NIOSH recommended exposure limit of 1 ppm as a 30-minute ceiling, or the American Conference of Governmental Industrial Hygienists threshold limit value of 20 ppm (OSHA 2017).

- ❖ Various states have established drinking water and groundwater guidelines, including the following:

State	Guideline (µg/L)	Source
Alaska	77	AL DEC 2016
California	1.0	Cal/EPA 2011
Colorado	0.35	CDPHE 2017
Connecticut	3.0	CTDPH 2013
Delaware	6.0	DE DNR 1999
Florida	3.2	FDEP 2005
Indiana	7.8	IDEM 2015
Maine	4.0	MEDEP 2016
Massachusetts	0.3	MADEP 2004
Mississippi	6.09	MS DEQ 2002
New Hampshire	0.25	NH DES 2011
New Jersey	0.4	NJDEP 2015
North Carolina	3.0	NCDENR 2015
Pennsylvania	6.4	PADEP 2011
Texas	9.1	TCEQ 2016
Vermont	3.0	VTDEP 2016
Washington	0.438	WA ECY 2015
West Virginia	6.1	WV DEP 2009

What detection and site characterization methods are available for 1,4-dioxane?

- ❖ As a result of the limitations in the analytical methods to detect 1,4-dioxane, it has been difficult to identify its occurrence in the environment. The miscibility of 1,4-dioxane in water causes poor purging efficiency and results in high detection limits (ATSDR 2012; EPA 2006; Mohr 2001).
- ❖ The Contract Laboratory Program SOW SOM02.3 includes a CRQL of 2.0 µg/L in water, 67 µg/kg in low soil and 2,000 µg/kg in medium soil (EPA 2013c).
- ❖ Conventional analytical methods can detect 1,4-dioxane only at concentrations 100 times greater than the concentrations of volatile organic compounds. Modifications of existing analytical methods and their sample preparation procedures may be needed to achieve lower detection limits for 1,4-dioxane (EPA 2006; Mohr 2001).
- ❖ High-temperature sample preparation techniques improve the recovery of 1,4-dioxane. These techniques include purging at elevated temperature (EPA SW-846 Method 5030); equilibrium headspace analysis (EPA SW-846 Method 5021); vacuum distillation (EPA SW-846 Method 8261); and azeotropic distillation (EPA SW-846 Method 5031) (EPA 2006).
- ❖ NIOSH Method 1602 uses gas chromatography – flame ionization detection (GC-FID) to determine the concentration of 1,4-dioxane in air (ATSDR 2012; NIOSH 2010).
- ❖ EPA SW-846 Method 8015D uses gas chromatography (GC) to determine the concentration of 1,4-dioxane in environmental samples. Samples may be introduced into the GC column by a variety of techniques including the injection of the concentrate from azeotropic distillation (EPA SW-846 Method 5031). The lower quantitation limits for 1,4-dioxane in aqueous matrices by azeotropic microdistillation are 12 µg/L (reagent water), 15 µg/L (groundwater) and 16 µg/L (leachate) (EPA 2003).
- ❖ EPA SW-846 Method 8260B detects 1,4-dioxane in a variety of solid waste matrices using GC and mass spectrometry (MS). The detection limit

Technical Fact Sheet – 1,4-Dioxane

- depends on the instrument and choice of sample preparation method (ATSDR 2012).
- ❖ A laboratory study is underway to develop a passive flux meter (PFM) approach to enhance the capture of 1,4-dioxane in the PFM sorbent to improve accuracy. Results to date show that the PFM is capable of quantifying low absorbing compounds such as 1,4-dioxane (DoD SERDP 2013b).
 - ❖ EPA Method 1624 uses isotopic dilution gas chromatography – mass spectrometry (GC-MS) to detect 1,4-dioxane in water, soil and municipal discharges. The detection limit for this method is 10 µg/L (ATSDR 2012; EPA 2001b).
 - ❖ EPA SW-846 Method 8270 uses liquid-liquid extraction and isotope dilution by capillary column GC-MS. This method is often modified for the detection of low levels of 1,4-dioxane in water (EPA 2007).
 - ❖ EPA Method 522 uses solid phase extraction and GC-MS with selected ion monitoring for the detection of 1,4-dioxane in drinking water with detection limits as low as 0.02 µg/L (EPA 2008).
 - ❖ GC-MS detection methods using solid phase extraction followed by desorption with an organic solvent have been developed to remove 1,4-dioxane from the aqueous phase. Detection limits as low as 0.03 µg/L have been achieved by passing the aqueous sample through an activated carbon column, following by elution with acetone-dichloromethane (ATSDR 2012; Kadokami and others 1990).
 - ❖ Lab studies indicate effective methods for monitoring growth of dioxane-degrading bacteria in culture (Gedalanga 2014).
 - ❖ Studies are underway to develop and assess methods for performing compound-specific isotope analysis (CSIA) on low levels of 1,4-dioxane in groundwater (DoD SERDP 2016).

What technologies are being used to treat 1,4-dioxane?

- ❖ Pump-and-treat remediation can treat dissolved 1,4-dioxane in groundwater and control groundwater plume migration, but requires ex-situ treatment tailored for the unique properties of 1,4-dioxane (e.g., its low octanol-water partition coefficient makes 1,4-dioxane hydrophilic) (EPA 2006; Kiker and others 2010).
- ❖ Commercially available advanced oxidation processes using hydrogen peroxide with ultraviolet light or ozone can be used to treat 1,4-dioxane in wastewater (Asano and others 2012; EPA 2006).
- ❖ Peroxone and iron activated persulfate oxidation of 1,4-dioxane might aid in the cleanup of VOC-contaminated sites (Eberle 2015; Zhong 2015; Li 2016; SERDP 2013d).
- ❖ In-situ chemical oxidation can be successfully combined with bioaugmentation for managing dioxane contamination (DoD SERDP 2013d; Adamson 2015).
- ❖ Ex-situ bioremediation using a fixed-film, moving-bed biological treatment system is also used to treat 1,4-dioxane in groundwater (EPA 2006).
- ❖ Electrical resistance heating may be an effective treatment method (Oberle 2015).
- ❖ Phytoremediation is being explored as a means to remove the compound from shallow groundwater. Pilot-scale studies have demonstrated the ability of hybrid poplars to take up and effectively degrade or deactivate 1,4-dioxane (EPA 2001a, 2013a; Ferro and others 2013).
- ❖ Microbial degradation in engineered bioreactors has been documented under enhanced conditions or where selected strains of bacteria capable of degrading 1,4-dioxane are cultured, but the impact of the presence of chlorinated solvent co-contaminants on biodegradation of 1,4-dioxane needs to be further investigated (EPA 2006, 2013a; Mahendra and others 2013).
- ❖ Results from a 2012 laboratory study found 1,4-dioxane-transforming activity to be relatively common among monooxygenase-expressing bacteria; however, both TCA and 1,1-dichloroethene inhibited 1,4-dioxane degradation by bacterial isolates (DoD SERDP 2012).
- ❖ Isobutane-metabolizing bacteria can consistently degrade low (<100 ppb) concentrations of 1,4-dioxane, often to concentrations <1 ppb. These organisms also can degrade many chlorinated co-contaminants such as TCA and 1,1-dichloroethene (1,1-DCE) (DoD SERDP 2013c).
- ❖ Ethane effectively serves as a cometabolite for facilitating the biodegradation of 1,4-dioxane at relevant field concentrations (DoD SERDP 2013f).
- ❖ Biodegradation rates are subject to interactions among transition metals and natural organic ligands in the environment. (Pornwongthong 2014; DoD SERDP 2013e).

Technical Fact Sheet – 1,4-Dioxane

- ❖ Photocatalysis has been shown to remove 1,4-dioxane in aqueous solutions. Laboratory studies documented that the surface plasmon resonance of gold nanoparticles on titanium dioxide (Au – TiO₂) promotes the photocatalytic degradation of 1,4-dioxane (Min and others 2009; Vescovi and others 2010).
- ❖ Other in-well combined treatment technologies being assessed include air sparging; soil vapor extraction (SVE); enhanced bioremediation-oxidation; and dynamic subsurface groundwater circulation (Odah and others 2005).
- ❖ 1,4-Dioxane was reduced by greater than 90 percent in the treatment zone with no apparent downward migration of 1,4-dioxane using enhanced or extreme SVE, which uses a combination of increased air flow, sweeping with drier air, increased temperature, decreased infiltration and more focused vapor extraction to enhance 1,4-dioxane remediation in soils (DoD SERDP 2013a).

Where can I find more information about 1,4-dioxane?

- ❖ Adamson, D. Mahendra S., Walker, K, Rauch, S., Sengupta, S., and C. Newell. 2014. "A Multisite Survey to Identify the Scale of the 1,4-Dioxane Problem at Contaminated Groundwater Sites." Environmental Science and Technology. Volume 1 (5). Pages 254 to 258.
- ❖ Adamson, D., Anderson R., Mahendra, S., and C. Newell. 2015. "Evidence of 1,4-Dioxane Attenuation at Groundwater Sites Contaminated with Chlorinated Solvents and 1,4-Dioxane." Environmental Science and Technology. Volume 49 (11). Pages 6510 to 6518.
- ❖ Alaska Department of Environmental (AL DEC). 2008. "Groundwater Cleanup Levels." dec.alaska.gov/spar/csp/guidance_forms/docs/Groundwater_Cleanup_Levels.pdf
- ❖ Asano, M., Kishimoto, N., Shimada, H., and Y. Ono. 2012. "Degradation of 1,4-Dioxane Using Ozone Oxidation with UV Irradiation (Ozone/UV) Treatment." Journal of Environmental Science and Engineering. Volume A (1). Pages 371 to 379.
- ❖ Agency for Toxic Substances and Disease Registry (ATSDR). 2012. "Toxicological Profile for 1,4-Dioxane." www.atsdr.cdc.gov/toxprofiles/TP.asp?id=955&tid=199
- ❖ California Department of Public Health (CDPH). 2011. "1,4-Dioxane." Drinking Water Systems. www.waterboards.ca.gov/drinking_water/certlic/drinkingwater/14-Dioxane.shtml
- ❖ Colorado Department of Public Health and the Environment (CDPHE). 2017. "The Basic Standards and Methodologies for Surface Water." https://www.colorado.gov/pacific/sites/default/files/31_2017-03.pdf
- ❖ Connecticut Department of Public Health (CTDEP). 2013. "Action Level List for Private Wells." www.ct.gov/dph/lib/dph/environmental_health/eoh/a/groundwater_well_contamination/110916_ct_action_level_list_nov_2016_update.pdf
- ❖ Delaware Department of Natural Resources and Environmental Control (DE DNREC). 1999. "Remediation Standards Guidance." www.dnrec.state.de.us/DNREC2000/Divisions/AWM/sirb/DOCS/PDFS/Misc/RemStd.pdf
- ❖ European Chemicals Bureau. 2002. European Union Risk Assessment Report 1,4-Dioxane. echa.europa.eu/documents/10162/a4e83a6a-c421-4243-a8df-3e84893082aa
- ❖ Ferro, A.M., Kennedy, J., and J.C. LaRue. 2013. "Phytoremediation of 1,4-Dioxane-Containing Recovered Groundwater." International Journal of Phytoremediation. Volume 15. Pages 911 to 923.
- ❖ Gedalanga, P., Pornwongthong, P., Mora, R., Chiang, S., Baldwin, B., Ogles, D., and S. Mahendra. 2014. "Identification of Biomarker Genes to Predict Biodegradation of 1,4-Dioxane." Applied and Environmental Microbiology. Volume 10. Pages 3209 to 3218.
- ❖ Giavini, E., Vismara, C., and M.L Broccia. 1985. "Teratogenesis Study of Dioxane in Rats." Toxicology Letters. Volume 26 (1). Pages 85 to 88.
- ❖ Hazardous Substances Data Bank (HSDB). 2011. "1,4-Dioxane." toxnet.nlm.nih.gov/
- ❖ Indiana Department of Environmental Management (IDEM). 2016. "IDEM Screening and Closure Levels." www.in.gov/idem/landquality/files/risc_screening_table_2016.pdf
- ❖ Inoue, D., Tsunoda, T., Sawada, K., Yamamoto, N., Saito, Y., Sei, K., and M. Ike. 2016. "1,4-Dioxane degradation potential of members of the genera *Pseudonocardia* and *Rhodococcus*." Biodegradation. Volume 27. Pages 277 to 286.

Where can I find more information about 1,4-dioxane? (continued)

- ❖ Kadokami, K., Koga, M., and A. Otsuki. 1990. "Gas Chromatography/Mass Spectrometric Determination of Traces of Hydrophilic and Volatile Organic Compounds in Water after Preconcentration with Activated Carbon." *Analytical Sciences*. Volume 6 (6). Pages 843 to 849.
- ❖ Kiker, J.H., Connolly, J.B., Murray, W.A., Pearson, S.C., Reed, S.E., and R.J. Robert. 2010. "Ex-Situ Wellhead Treatment of 1,4-Dioxane Using Fenton's Reagent." *Proceedings of the Annual International Conference on Soils, Sediments, Water and Energy*. Volume 15, Article 18.
- ❖ Li, B., and J. Zhu. 2016. "Simultaneous Degradation Of 1,1,1-Trichloroethane and Solvent Stabilizer 1,4-Dioxane by a Sono-Activated Persulfate Process." *Chemical Engineering Journal*. Volume 284 (15). Pages 750 to 763.
- ❖ Mahendra, S., Grostern, A., and L. Alvarez-Cohen. 2013. "The Impact of Chlorinated Solvent Co-Contaminants on the Biodegradation Kinetics of 1,4-Dioxane." *Chemosphere*. Volume 91 (1). Pages 88 to 92.
- ❖ Maine Department of Environmental Protection (MEDEP). 2016. "Maine Remedial Action Guidelines (RAGs) for Sites Contaminated with Hazardous Substances." www.maine.gov/dep/spills/publications/guidance/rags/ME-RAGS-Revised-Final_020516.pdf
- ❖ Massachusetts Department of Environmental Protection (Mass DEP). 2012. "Standards and Guidelines for Contaminants in Massachusetts Drinking Waters." www.mass.gov/eea/agencies/massdep/water/drinking/standards/standards-and-guidelines-for-drinking-water-contaminants.html
- ❖ Min, B.K., Heo, J.E., Youn, N.K., Joo, O.S., Lee, H., Kim, J.H., and H.S. Kim. 2009. "Tuning of the Photocatalytic 1,4-Dioxane Degradation with Surface Plasmon Resonance of Gold Nanoparticles on Titania." *Catalysis Communications*. Volume 10 (5). Pages 712 to 715.
- ❖ Mississippi Department of Environmental Quality (MS DEQ). 2002. "Risk Evaluation Procedures for Voluntary Cleanup and Redevelopment of Brownfield Sites." [www.deq.state.ms.us/MDEQ.nsf/pdf/GARD_brownfieldrisk/\\$File/Proced.pdf](http://www.deq.state.ms.us/MDEQ.nsf/pdf/GARD_brownfieldrisk/$File/Proced.pdf)
- ❖ Mohr, T.K.G. 2001. "1,4-Dioxane and Other Solvent Stabilizers White Paper." Santa Clara Valley Water District of California. San Jose, California.
- ❖ National Institute for Occupational Safety and Health (NIOSH). 2010. "Dioxane." NIOSH Pocket Guide to Chemical Hazards. www.cdc.gov/niosh/npg/npgd0237.html
- ❖ New Hampshire Department of Environmental Services (NH DES). 2011. "Change in Reporting Limit for 1,4-Dioxane." www.des.nh.gov/organization/divisions/waste/hwrb/sss/hwrb/documents/report-limits14dioxane.pdf
- ❖ New Jersey Department of Environmental Protection (NJDEP). 2015. "Interim Ground Water Quality Standards." www.nj.gov/dep/wms/bears/gwqs_interim_criteria_table.htm
- ❖ North Carolina Department of Environmental Quality (NCDEQ). 2013. "Groundwater Classification and Standards." <https://deq.nc.gov/about/divisions/water-resources/water-resources-rules/nc-administrative-code-statutes>
- ❖ Oberle, D. Crownover, E., and M. Kluger. 2015. "In Situ Remediation of 1,4-Dioxane Using Electrical Resistance Heating." *Remediation Journal*. Volume 25 (2). Pages 35 to 42.
- ❖ Odah, M.M., Powell, R., and D.J. Riddle. 2005. "ART In-Well Technology Proves Effective in Treating 1,4-Dioxane Contamination." *Remediation Journal*. Volume 15 (3). Pages 51 to 64.
- ❖ Occupational Safety and Health Administration (OSHA). 2017 Permissible Exposure Limits – Annotated Tables, Table Z-1. www.osha-slc.gov/dsa/annotated-pels/index.html
- ❖ Pornwongthong, P., Mulchandani A., Gedalanga, P.B., and S. Mahendra. 2014. "Transition Metals and Organic Ligands Influence Biodegradation of 1,4-Dioxane." *Applied Biochemistry and Biotechnology*. Volume 173 (1). Pages 291 to 306.

Where can I find more information about 1,4-dioxane? (continued)

- ❖ Pugazhendi, A., Banu, J., Dhavamani, J., and I. Yeom. 2015. "Biodegradation of 1,4-dioxane by *Rhodanobacter* AYS5 and the Role of Additional Substrates." *Annals of Microbiology*. Volume 645. Pages 2201 to 2208.
- ❖ Sales, C., Grostrem, A., Parales, J., Parales, R., and L. Alvarez-Cohen. 2013. "Oxidation of the Cyclic Ethers 1,4-Dioxane and Tetrahydrofuran by a Monooxygenase in Two *Pseudonocardia* species." *Applied and Environmental Microbiology*. Volume 79. Pages 7702 to 7708.
- ❖ Texas Commission on Environmental Quality. 2016. "Texas Risk Reduction Program (TRRP) Protective Concentration Levels (PCLs)." www.tceq.texas.gov/remediation/trrp/trrppcls.html
- ❖ U.S. Department of Defense (DoD). Strategic Environmental Research and Development Program (SERDP). 2012. "Oxygenase-Catalyzed Biodegradation of Emerging Water Contaminants: 1,4-Dioxane and N-Nitrosodimethylamine." ER-1417. www.serdp-estcp.org/Program-Areas/Environmental-Restoration/Contaminated-Groundwater/Emerging-Issues/ER-1417
- ❖ DoD SERDP. 2013a. "1,4-Dioxane Remediation by Extreme Soil Vapor Extraction (XSVE)." ER-201326. www.serdp-estcp.org/Program-Areas/Environmental-Restoration/Contaminated-Groundwater/Emerging-Issues/ER-201326
- ❖ DoD SERDP. 2013b. "Development of a Passive Flux Meter Approach to Quantifying 1,4-Dioxane Mass Flux." ER-2304. www.serdp-estcp.org/Program-Areas/Environmental-Restoration/Contaminated-Groundwater/Emerging-Issues/ER-2304
- ❖ DoD SERDP. 2013c. "Evaluation of Branched Hydrocarbons as Stimulants for In Situ Cometabolic Biodegradation of 1,4-Dioxane and Its Associated Co-Contaminants." ER-2303. www.serdp-estcp.org/Program-Areas/Environmental-Restoration/Contaminated-Groundwater/Emerging-Issues/ER-2303
- ❖ DoD SERDP. 2013d. "Facilitated Transport Enabled In Situ Chemical Oxidation of 1,4-Dioxane-Contaminated Groundwater." ER-2302. www.serdp-estcp.org/Program-Areas/Environmental-Restoration/Contaminated-Groundwater/Emerging-Issues/ER-2302
- ❖ DoD SERDP. 2013e. "In Situ Biodegradation of 1,4-Dioxane: Effects of Metals and Chlorinated Solvent Co-Contaminants." ER-2300. www.serdp-estcp.org/Program-Areas/Environmental-Restoration/Contaminated-Groundwater/Emerging-Issues/ER-2300
- ❖ DoD SERDP. 2013f. "In Situ Bioremediation of 1,4-Dioxane by Methane Oxidizing Bacteria in Coupled Anaerobic-Aerobic Zones." ER-2306. www.serdp-estcp.org/Program-Areas/Environmental-Restoration/Contaminated-Groundwater/Emerging-Issues/ER-2306
- ❖ DoD SERDP. 2016. "Extending the Applicability of Compound-Specific Isotope Analysis to Low Concentrations of 1,4-Dioxane." ER-2535. www.serdp-estcp.org/Program-Areas/Environmental-Restoration/Contaminated-Groundwater/Emerging-Issues/ER-2535/ER-2535
- ❖ U.S. Department of Health and Human Services (DHHS). 2014. "Report on Carcinogens, Twelfth Edition." Public Health Service, National Toxicology Program. 13th Edition. ntp.niehs.nih.gov/ntp/roc/content/profiles/dioxane.pdf
- ❖ U.S. Environmental Protection Agency (EPA). 1996a. "Method 8260B: Volatile Organic Compounds by Gas Chromatography/Mass Spectrometry (GC/MS)." www.epa.gov/sites/production/files/2015-12/documents/8260b.pdf
- ❖ EPA. 2001a. "Brownfields Technology Primer: Selecting and Using Phytoremediation for Site Cleanup." EPA 542-R-01-006. www.brownfieldstsc.org/pdfs/phytoemprimer.pdf
- ❖ EPA. 2001b. "Appendix A To Part 136—Methods For Organic Chemical Analysis Of Municipal And Industrial Wastewater, Method 1624." Code of Federal Regulations. Code of Federal Regulations. 40 CFR Part 136.
- ❖ EPA. 2003. "Method 8015D: Nonhalogenated Organics Using GC/FID." SW-846. www.epa.gov/sites/production/files/2015-12/documents/8015d_r4.pdf

Technical Fact Sheet – 1,4-Dioxane

Where can I find more information about 1,4-dioxane? (continued)

- ❖ EPA. 2006. "Treatment Technologies for 1,4-Dioxane: Fundamentals and Field Applications." EPA 542-R-06-009. clu-in.org/download/remed/542r06009.pdf
- ❖ EPA. 2007. "Method 8270D: Semivolatile Organic Compounds by Gas Chromatography/Mass Spectrometry (GC/MS)." www.epa.gov/sites/production/files/2015-07/documents/epa-8270d.pdf
- ❖ EPA. 2008. "Method 522: Determination of 1,4-Dioxane in Drinking Water By Solid Phase Extraction (SPE) and Gas Chromatography/Mass Spectrometry (GC/MS) with Selected Ion Monitoring (SIM)." EPA/600/R-08/101. cfpub.epa.gov/si/si_public_record_report.cfm?dirEntnrvld=199229
- ❖ EPA. 2009. "Drinking Water Contaminant Candidate List 3 – Final." Federal Register Notice. www.federalregister.gov/articles/2009/10/08/E9-24287/drinking-water-contaminant-candidate-list-3-final
- ❖ EPA. 2011. "Reportable Quantities of Hazardous Substances Designated Pursuant to Section 311 of the Clean Water Act. Code of Federal Regulations." 40 CFR 302.4. www.gpo.gov/fdsys/pkg/CFR-2011-title40-vol28/pdf/CFR-2011-title40-vol28-sec302-4.pdf
- ❖ EPA. 2012. "2012 Edition of Drinking Water Standards and Health Advisories." www.epa.gov/sites/production/files/2015-09/documents/dwstandards2012.pdf
- ❖ EPA. 2013a. "1,4-Dioxane." clu-in.org/contaminantfocus/default.focus/sec/1.4-Dioxane/cat/Overview/
- ❖ EPA. 2013b. "1,4-Dioxane (1,4-Diethyleneoxide)." Technology Transfer Network Air Toxics Website. semspub.epa.gov/work/09/2129341.pdf
- ❖ EPA. 2013c. "EPA Contract Laboratory Program Statement of Work for Organic Superfund Methods SOM02.3." [www.epa.gov/clp/epa-](http://www.epa.gov/clp/epa-contract-laboratory-program-statement-work-organic-superfund-methods-multi-media-multi-0)
- ❖ EPA. 2016a. "Contaminant Candidate List 4-CCL 4." www.epa.gov/ccl/draft-contaminant-candidate-list-4-ccl-4
- ❖ EPA. 2016b. Superfund Information Systems. Superfund Site Information. cumulis.epa.gov/supercpad/cursites/srchsites.cfm
- ❖ EPA. 2017b. Regional Screening Level (RSL) Summary Table. www.epa.gov/risk/regional-screening-levels-rsls-generic-tables-may-2016
- ❖ EPA. Integrated Risk Information System (IRIS). 2013. "1,4-Dioxane (CASRN 123-91-1)." cfpub.epa.gov/ncea/iris2/chemicalLanding.cfm?substance_nmbr=326
- ❖ Vermont Department of Environmental Conservation (VTDEC). 2016. "Interim Groundwater Quality Standards." dec.vermont.gov/sites/dec/files/documents/interim_gwqstandards_2016.pdf
- ❖ Vescovi, T., Coleman, H., and R. Amal. 2010. "The Effect of pH on UV-Based Advanced Oxidation Technologies - 1,4-Dioxane Degradation." Journal of Hazardous Materials. Volume 182. Pages 75 to 79.
- ❖ Washington Department of Ecology (ECY). 2015. "Groundwater Methods B and A ARARs." fortress.wa.gov/ecy/clarc/FocusSheets/Groundwater%20Methods%20B%20and%20A%20and%20ARARs.pdf
- ❖ West Virginia Department of Environmental Protection (WV DEP). 2009. "Voluntary Remediation and Redevelopment Rule." www.dep.wv.gov/dlr/oeer/voluntarymain/Documents/60CSR3%20VRRR%20rule%206-5-09.pdf
- ❖ Zhong, H., Brusseau, M., Wang, Y., Yan, N., Quiq, L., and G. Johnson. 2015. "In-Situ Activation of Persulfate by Iron Filings and Degradation of 1,4-Dioxane" Water Research. Volume 83. Pages 104 to 111.

Contact Information

If you have any questions or comments on this fact sheet, please contact: Mary Cooke, FFRRO, at cooke.maryt@epa.gov.



Technical Report

prepared for:

J.C. Broderick
1775 North Express Drive
Hauppauge NY, 11788
Attention: Jeff Nannini

Report Date: 02/17/2020
Client Project ID: 20-45703-EBES
York Project (SDG) No.: 20B0470

CT Cert. No. PH-0723

New Jersey Cert. No. CT005 and NY037



New York Cert. Nos. 10854 and 12058

PA Cert. No. 68-04440

120 RESEARCH DRIVE
www.YORKLAB.com

STRATFORD, CT 06615
(203) 325-1371



132-02 89th AVENUE
FAX (203) 357-0166

RICHMOND HILL, NY 11418
ClientServices@yorklab.com

Report Date: 02/17/2020
Client Project ID: 20-45703-EBES
York Project (SDG) No.: 20B0470

J.C. Broderick
1775 North Express Drive
Hauppauge NY, 11788
Attention: Jeff Nannini

Purpose and Results

This report contains the analytical data for the sample(s) identified on the attached chain-of-custody received in our laboratory on February 13, 2020 with a temperature of 2.5 C. The project was identified as your project: **20-45703-EBES**.

The analyses were conducted utilizing appropriate EPA, Standard Methods, and ASTM methods as detailed in the data summary tables.

All samples were received in proper condition meeting the customary acceptance requirements for environmental samples except those indicated under the Sample and Analysis Qualifiers section of this report.

All analyses met the method and laboratory standard operating procedure requirements except as indicated by any data flags, the meaning of which are explained in the Sample and Data Qualifiers Relating to This Work Order section of this report and case narrative if applicable.

The results of the analyses, which are all reported on dry weight basis (soils) unless otherwise noted, are detailed in the following pages.

Please contact Client Services at 203.325.1371 with any questions regarding this report.

<u>York Sample ID</u>	<u>Client Sample ID</u>	<u>Matrix</u>	<u>Date Collected</u>	<u>Date Received</u>
20B0470-01	EBES-1	Drinking Water	02/13/2020	02/13/2020

General Notes for York Project (SDG) No.: 20B0470

1. The RLs and MDLs (Reporting Limit and Method Detection Limit respectively) reported are adjusted for any dilution necessary due to the levels of target and/or non-target analytes and matrix interference. The RL(REPORTING LIMIT) is based upon the lowest standard utilized for the calibration where applicable.
2. Samples are retained for a period of thirty days after submittal of report, unless other arrangements are made.
3. York's liability for the above data is limited to the dollar value paid to York for the referenced project.
4. This report shall not be reproduced without the written approval of York Analytical Laboratories, Inc.
5. All analyses conducted met method or Laboratory SOP requirements. See the Sample and Data Qualifiers Section for further information.
6. It is noted that no analyses reported herein were subcontracted to another laboratory, unless noted in the report.
7. This report reflects results that relate only to the samples submitted on the attached chain-of-custody form(s) received by York.
8. Analyses conducted at York Analytical Laboratories, Inc. Stratford, CT are indicated by NY Cert. No. 10854; those conducted at York Analytical Laboratories, Inc., Richmond Hill, NY are indicated by NY Cert. No. 12058.

Approved By:



Benjamin Gulizia
Laboratory Director

Date: 02/17/2020





Sample Information

Client Sample ID: EBES-1

York Sample ID: 20B0470-01

<u>York Project (SDG) No.</u> 20B0470	<u>Client Project ID</u> 20-45703-EBES	<u>Matrix</u> Drinking Water	<u>Collection Date/Time</u> February 13, 2020 7:15 am	<u>Date Received</u> 02/13/2020
--	---	---------------------------------	--	------------------------------------

Analyzed by: Phoenix Environmental Laboratories, Inc. S

1,4-Dioxane by GC/MS/SIM EPA 522

Log-in Notes:

Sample Notes:

Sample Prepared by Method: EPA 3535A/EPA 522

CAS No.	Parameter	Result	Flag	Units	Reported to LOQ	Dilution	Reference Method	Date/Time Prepared	Date/Time Analyzed	Analyst
123-91-1	1,4-Dioxane	1.2		ug/L	0.2	1	EPA522 Certifications:	02/17/2020 00:00	02/17/2020 00:00	PHO



Sample and Data Qualifiers Relating to This Work Order

Definitions and Other Explanations

- * Analyte is not certified or the state of the samples origination does not offer certification for the Analyte.
- ND NOT DETECTED - the analyte is not detected at the Reported to level (LOQ/RL or LOD/MDL)
- RL REPORTING LIMIT - the minimum reportable value based upon the lowest point in the analyte calibration curve.
- LOQ LIMIT OF QUANTITATION - the minimum concentration of a target analyte that can be reported within a specified degree of confidence. This is the lowest point in an analyte calibration curve that has been subjected to all steps of the processing/analysis and verified to meet defined criteria. This is based upon NELAC 2009 Standards and applies to all analyses.
- LOD LIMIT OF DETECTION - a verified estimate of the minimum concentration of a substance in a given matrix that an analytical process can reliably detect. This is based upon NELAC 2009 Standards and applies to all analyses conducted under the auspices of EPA SW-846.
- MDL METHOD DETECTION LIMIT - a statistically derived estimate of the minimum amount of a substance an analytical system can reliably detect with a 99% confidence that the concentration of the substance is greater than zero. This is based upon 40 CFR Part 136 Appendix B and applies only to EPA 600 and 200 series methods.
- Reported to This indicates that the data for a particular analysis is reported to either the LOD/MDL, or the LOQ/RL. In cases where the "Reported to" is located above the LOD/MDL, any value between this and the LOQ represents an estimated value which is "J" flagged accordingly. This applies to volatile and semi-volatile target compounds only.
- NR Not reported
- RPD Relative Percent Difference
- Wet The data has been reported on an as-received (wet weight) basis
- Low Bias Low Bias flag indicates that the recovery of the flagged analyte is below the laboratory or regulatory lower control limit. The data user should take note that this analyte may be biased low but should evaluate multiple lines of evidence including the LCS and site-specific MS/MSD data to draw bias conclusions. In cases where no site-specific MS/MSD was requested, only the LCS data can be used to evaluate such bias.
- High Bias High Bias flag indicates that the recovery of the flagged analyte is above the laboratory or regulatory upper control limit. The data user should take note that this analyte may be biased high but should evaluate multiple lines of evidence including the LCS and site-specific MS/MSD data to draw bias conclusions. In cases where no site-specific MS/MSD was requested, only the LCS data can be used to evaluate such bias.
- Non-Dir. Non-dir. flag (Non-Directional Bias) indicates that the Relative Percent Difference (RPD) (a measure of precision) among the MS and MSD data is outside the laboratory or regulatory control limit. This alerts the data user where the MS and MSD are from site-specific samples that the RPD is high due to either non-homogeneous distribution of target analyte between the MS/MSD or indicates poor reproducibility for other reasons.

If EPA SW-846 method 8270 is included herein it is noted that the target compound N-nitrosodiphenylamine (NDPA) decomposes in the gas chromatographic inlet and cannot be separated from diphenylamine (DPA). These results could actually represent 100% DPA, 100% NDPA or some combination of the two. For this reason, York reports the combined result for n-nitrosodiphenylamine and diphenylamine for either of these compounds as a combined concentration as Diphenylamine.

If Total PCBs are detected and the target aroclors reported are "Not detected", the Total PCB value is reported due to the presence of either or both Aroclors 1262 and 1268 which are non-target aroclors for some regulatory lists.

2-chloroethylvinyl ether readily breaks down under acidic conditions. Samples that are acid preserved, including standards will exhibit breakdown. The data user should take note.

Certification for pH is no longer offered by NYDOH ELAP.

Semi-Volatile and Volatile analyses are reported down to the LOD/MDL, with values between the LOD/MDL and the LOQ being "J" flagged as estimated results.

For analyses by EPA SW-846-8270D, the Limit of Quantitation (LOQ) reported for benzidine is based upon the lowest standard used for calibration and is not a verified LOQ due to this compound's propensity for oxidative losses during extraction/concentration procedures and non-reproducible chromatographic performance.



York Analytical Laboratories, Inc.
120 Research Drive
Stratford, CT 06615
clientservices@yorklab.com
www.yorklab.com



Field Chain-of-Custody Record

YORK Project No.


20BD47D

NOTE: YORK's Standard Terms & Conditions are listed on the back side of this document. This document serves as your written authorization for YORK to proceed with the analyses requested below. Your signature binds you to YORK's Standard Terms & Conditions.

Page 1 of 1

YOUR INFORMATION			Report To:			Invoice To:			YOUR Project Number			Turn-Around Time			
Company: SCB	Company: SCB	Company: SCB	Matrix Codes: S - soil / solid	Matrix Codes: GW - groundwater	Matrix Codes: DW - drinking water	Matrix Codes: WW - wastewater	Matrix Codes: O - Oil / Other	Sample Matrix: DW	Sample Matrix: DW	Sample Matrix: DW	Sample Matrix: DW	Report / EDD Type (circle selections): Summary Report (X), QA Report, NY ASP A Package, NY ASP B Package, Other	Report / EDD Type (circle selections): CT RCP, CT RCP DQA/DUE, NJDEP Reduced Deliverables, NUDKOP, Standard Excel EDD, EQUIS (Standard), NYSDEC EQUIS, NJDEP SRP HazSite, Other	YORK Reg. Comp. Compared to the following Regulation(s): (please fill in)	YORK Reg. Comp. Compared to the following Regulation(s): (please fill in)
Address: 1775 Express Dr. N, Hampton, NH	Address: SCB	Address: SCB	Samples From: New York (X), New Jersey, Connecticut, Pennsylvania, Other	Samples From: New York (X), New Jersey, Connecticut, Pennsylvania, Other	Samples From: New York (X), New Jersey, Connecticut, Pennsylvania, Other	Samples From: New York (X), New Jersey, Connecticut, Pennsylvania, Other	Samples From: New York (X), New Jersey, Connecticut, Pennsylvania, Other	Date/Time Sampled: 2-13-2007/14:20	Date/Time Sampled: 2-13-2007/14:20	Date/Time Sampled: 2-13-2007/14:20	Date/Time Sampled: 2-13-2007/14:20	Analysis Requested: 1,4-Dioxane	Analysis Requested: 1,4-Dioxane	Container Description: 1-1L Amber	Container Description: 1-1L Amber
Phone: 603-584-5492	Phone: SCB	Phone: SCB	Sample Identification: F-BES-1	Sample Identification: F-BES-1	Sample Identification: F-BES-1	Sample Identification: F-BES-1	Sample Identification: F-BES-1	Sample Identification: F-BES-1	Sample Identification: F-BES-1	Sample Identification: F-BES-1	Sample Identification: F-BES-1	Special Instruction: Field Filtered Lab to Filter	Special Instruction: Field Filtered Lab to Filter		
Contact: Jeffrey Manna	Contact: Jeffrey Manna	Contact: Jeffrey Manna	Comments: East Bradley F.S., 751 Spring Neck Rd., Seabrook, NH 03285	Comments: East Bradley F.S., 751 Spring Neck Rd., Seabrook, NH 03285	Comments: East Bradley F.S., 751 Spring Neck Rd., Seabrook, NH 03285	Comments: East Bradley F.S., 751 Spring Neck Rd., Seabrook, NH 03285	Comments: East Bradley F.S., 751 Spring Neck Rd., Seabrook, NH 03285	Comments: East Bradley F.S., 751 Spring Neck Rd., Seabrook, NH 03285	Comments: East Bradley F.S., 751 Spring Neck Rd., Seabrook, NH 03285	Comments: East Bradley F.S., 751 Spring Neck Rd., Seabrook, NH 03285	Comments: East Bradley F.S., 751 Spring Neck Rd., Seabrook, NH 03285	Special Instruction: Field Filtered Lab to Filter	Special Instruction: Field Filtered Lab to Filter		
E-mail: JManor@substancelab.com	E-mail: JManor@substancelab.com	E-mail: JManor@substancelab.com	Samples Relinquished by / Company: Manna / SCB	Samples Relinquished by / Company: Manna / SCB	Samples Relinquished by / Company: Manna / SCB	Samples Relinquished by / Company: Manna / SCB	Samples Relinquished by / Company: Manna / SCB	Samples Relinquished by / Company: Manna / SCB	Samples Relinquished by / Company: Manna / SCB	Samples Relinquished by / Company: Manna / SCB	Samples Relinquished by / Company: Manna / SCB	Special Instruction: Field Filtered Lab to Filter	Special Instruction: Field Filtered Lab to Filter		

Degrass, C



Technical Report

prepared for:

J.C. Broderick
1775 North Express Drive
Hauppauge NY, 11788
Attention: Jeff Nannini

Report Date: 02/17/2020
Client Project ID: 20-45703-LRES
York Project (SDG) No.: 20B0467

CT Cert. No. PH-0723

New Jersey Cert. No. CT005 and NY037



New York Cert. Nos. 10854 and 12058

PA Cert. No. 68-04440

120 RESEARCH DRIVE
www.YORKLAB.com

STRATFORD, CT 06615
(203) 325-1371



132-02 89th AVENUE
FAX (203) 357-0166

RICHMOND HILL, NY 11418
ClientServices@yorklab.com

Report Date: 02/17/2020
Client Project ID: 20-45703-LRES
York Project (SDG) No.: 20B0467

J.C. Broderick
1775 North Express Drive
Hauppauge NY, 11788
Attention: Jeff Nannini

Purpose and Results

This report contains the analytical data for the sample(s) identified on the attached chain-of-custody received in our laboratory on February 13, 2020 with a temperature of 2.5 C. The project was identified as your project: **20-45703-LRES**.

The analyses were conducted utilizing appropriate EPA, Standard Methods, and ASTM methods as detailed in the data summary tables.

All samples were received in proper condition meeting the customary acceptance requirements for environmental samples except those indicated under the Sample and Analysis Qualifiers section of this report.

All analyses met the method and laboratory standard operating procedure requirements except as indicated by any data flags, the meaning of which are explained in the Sample and Data Qualifiers Relating to This Work Order section of this report and case narrative if applicable.

The results of the analyses, which are all reported on dry weight basis (soils) unless otherwise noted, are detailed in the following pages.

Please contact Client Services at 203.325.1371 with any questions regarding this report.

<u>York Sample ID</u>	<u>Client Sample ID</u>	<u>Matrix</u>	<u>Date Collected</u>	<u>Date Received</u>
20B0467-01	LRES-1	Drinking Water	02/13/2020	02/13/2020

General Notes for York Project (SDG) No.: 20B0467

1. The RLs and MDLs (Reporting Limit and Method Detection Limit respectively) reported are adjusted for any dilution necessary due to the levels of target and/or non-target analytes and matrix interference. The RL(REPORTING LIMIT) is based upon the lowest standard utilized for the calibration where applicable.
2. Samples are retained for a period of thirty days after submittal of report, unless other arrangements are made.
3. York's liability for the above data is limited to the dollar value paid to York for the referenced project.
4. This report shall not be reproduced without the written approval of York Analytical Laboratories, Inc.
5. All analyses conducted met method or Laboratory SOP requirements. See the Sample and Data Qualifiers Section for further information.
6. It is noted that no analyses reported herein were subcontracted to another laboratory, unless noted in the report.
7. This report reflects results that relate only to the samples submitted on the attached chain-of-custody form(s) received by York.
8. Analyses conducted at York Analytical Laboratories, Inc. Stratford, CT are indicated by NY Cert. No. 10854; those conducted at York Analytical Laboratories, Inc., Richmond Hill, NY are indicated by NY Cert. No. 12058.

Approved By:



Benjamin Gulizia
Laboratory Director

Date: 02/17/2020





Sample Information

Client Sample ID: LRES-1

York Sample ID: 20B0467-01

<u>York Project (SDG) No.</u> 20B0467	<u>Client Project ID</u> 20-45703-LRES	<u>Matrix</u> Drinking Water	<u>Collection Date/Time</u> February 13, 2020 7:00 am	<u>Date Received</u> 02/13/2020
--	---	---------------------------------	--	------------------------------------

Analyzed by: Phoenix Environmental Laboratories, Inc. S

1,4-Dioxane by GC/MS/SIM EPA 522

Log-in Notes:

Sample Notes:

Sample Prepared by Method: EPA 3535A/EPA 522

CAS No.	Parameter	Result	Flag	Units	Reported to LOQ	Dilution	Reference Method	Date/Time Prepared	Date/Time Analyzed	Analyst
123-91-1	1,4-Dioxane	1.4		ug/L	0.2	1	EPA522 Certifications:	02/17/2020 00:00	02/17/2020 00:00	PHO



Sample and Data Qualifiers Relating to This Work Order

Definitions and Other Explanations

*	Analyte is not certified or the state of the samples origination does not offer certification for the Analyte.
ND	NOT DETECTED - the analyte is not detected at the Reported to level (LOQ/RL or LOD/MDL)
RL	REPORTING LIMIT - the minimum reportable value based upon the lowest point in the analyte calibration curve.
LOQ	LIMIT OF QUANTITATION - the minimum concentration of a target analyte that can be reported within a specified degree of confidence. This is the lowest point in an analyte calibration curve that has been subjected to all steps of the processing/analysis and verified to meet defined criteria. This is based upon NELAC 2009 Standards and applies to all analyses.
LOD	LIMIT OF DETECTION - a verified estimate of the minimum concentration of a substance in a given matrix that an analytical process can reliably detect. This is based upon NELAC 2009 Standards and applies to all analyses conducted under the auspices of EPA SW-846.
MDL	METHOD DETECTION LIMIT - a statistically derived estimate of the minimum amount of a substance an analytical system can reliably detect with a 99% confidence that the concentration of the substance is greater than zero. This is based upon 40 CFR Part 136 Appendix B and applies only to EPA 600 and 200 series methods.
Reported to	This indicates that the data for a particular analysis is reported to either the LOD/MDL, or the LOQ/RL. In cases where the "Reported to" is located above the LOD/MDL, any value between this and the LOQ represents an estimated value which is "J" flagged accordingly. This applies to volatile and semi-volatile target compounds only.
NR	Not reported
RPD	Relative Percent Difference
Wet	The data has been reported on an as-received (wet weight) basis
Low Bias	Low Bias flag indicates that the recovery of the flagged analyte is below the laboratory or regulatory lower control limit. The data user should take note that this analyte may be biased low but should evaluate multiple lines of evidence including the LCS and site-specific MS/MSD data to draw bias conclusions. In cases where no site-specific MS/MSD was requested, only the LCS data can be used to evaluate such bias.
High Bias	High Bias flag indicates that the recovery of the flagged analyte is above the laboratory or regulatory upper control limit. The data user should take note that this analyte may be biased high but should evaluate multiple lines of evidence including the LCS and site-specific MS/MSD data to draw bias conclusions. In cases where no site-specific MS/MSD was requested, only the LCS data can be used to evaluate such bias.
Non-Dir.	Non-dir. flag (Non-Directional Bias) indicates that the Relative Percent Difference (RPD) (a measure of precision) among the MS and MSD data is outside the laboratory or regulatory control limit. This alerts the data user where the MS and MSD are from site-specific samples that the RPD is high due to either non-homogeneous distribution of target analyte between the MS/MSD or indicates poor reproducibility for other reasons.

If EPA SW-846 method 8270 is included herein it is noted that the target compound N-nitrosodiphenylamine (NDPA) decomposes in the gas chromatographic inlet and cannot be separated from diphenylamine (DPA). These results could actually represent 100% DPA, 100% NDPA or some combination of the two. For this reason, York reports the combined result for n-nitrosodiphenylamine and diphenylamine for either of these compounds as a combined concentration as Diphenylamine.

If Total PCBs are detected and the target aroclors reported are "Not detected", the Total PCB value is reported due to the presence of either or both Aroclors 1262 and 1268 which are non-target aroclors for some regulatory lists.

2-chloroethylvinyl ether readily breaks down under acidic conditions. Samples that are acid preserved, including standards will exhibit breakdown. The data user should take note.

Certification for pH is no longer offered by NYDOH ELAP.

Semi-Volatile and Volatile analyses are reported down to the LOD/MDL, with values between the LOD/MDL and the LOQ being "J" flagged as estimated results.

For analyses by EPA SW-846-8270D, the Limit of Quantitation (LOQ) reported for benzidine is based upon the lowest standard used for calibration and is not a verified LOQ due to this compound's propensity for oxidative losses during extraction/concentration procedures and non-reproducible chromatographic performance.



Technical Report

prepared for:

J.C. Broderick
1775 North Express Drive
Hauppauge NY, 11788
Attention: Jeff Nannini

Report Date: 02/17/2020
Client Project ID: 20-45703-MHS
York Project (SDG) No.: 20B0462

CT Cert. No. PH-0723

New Jersey Cert. No. CT005 and NY037



New York Cert. Nos. 10854 and 12058

PA Cert. No. 68-04440

120 RESEARCH DRIVE
www.YORKLAB.com

STRATFORD, CT 06615
(203) 325-1371



132-02 89th AVENUE
FAX (203) 357-0166

RICHMOND HILL, NY 11418
ClientServices@yorklab.com

Report Date: 02/17/2020
Client Project ID: 20-45703-MHS
York Project (SDG) No.: 20B0462

J.C. Broderick
1775 North Express Drive
Hauppauge NY, 11788
Attention: Jeff Nannini

Purpose and Results

This report contains the analytical data for the sample(s) identified on the attached chain-of-custody received in our laboratory on February 13, 2020 with a temperature of 2.5 C. The project was identified as your project: **20-45703-MHS**.

The analyses were conducted utilizing appropriate EPA, Standard Methods, and ASTM methods as detailed in the data summary tables.

All samples were received in proper condition meeting the customary acceptance requirements for environmental samples except those indicated under the Sample and Analysis Qualifiers section of this report.

All analyses met the method and laboratory standard operating procedure requirements except as indicated by any data flags, the meaning of which are explained in the Sample and Data Qualifiers Relating to This Work Order section of this report and case narrative if applicable.

The results of the analyses, which are all reported on dry weight basis (soils) unless otherwise noted, are detailed in the following pages.

Please contact Client Services at 203.325.1371 with any questions regarding this report.

<u>York Sample ID</u>	<u>Client Sample ID</u>	<u>Matrix</u>	<u>Date Collected</u>	<u>Date Received</u>
20B0462-01	MHS-1	Drinking Water	02/13/2020	02/13/2020

General Notes for York Project (SDG) No.: 20B0462

1. The RLs and MDLs (Reporting Limit and Method Detection Limit respectively) reported are adjusted for any dilution necessary due to the levels of target and/or non-target analytes and matrix interference. The RL(REPORTING LIMIT) is based upon the lowest standard utilized for the calibration where applicable.
2. Samples are retained for a period of thirty days after submittal of report, unless other arrangements are made.
3. York's liability for the above data is limited to the dollar value paid to York for the referenced project.
4. This report shall not be reproduced without the written approval of York Analytical Laboratories, Inc.
5. All analyses conducted met method or Laboratory SOP requirements. See the Sample and Data Qualifiers Section for further information.
6. It is noted that no analyses reported herein were subcontracted to another laboratory, unless noted in the report.
7. This report reflects results that relate only to the samples submitted on the attached chain-of-custody form(s) received by York.
8. Analyses conducted at York Analytical Laboratories, Inc. Stratford, CT are indicated by NY Cert. No. 10854; those conducted at York Analytical Laboratories, Inc., Richmond Hill, NY are indicated by NY Cert. No. 12058.


Approved By:



Date: 02/17/2020

Benjamin Gulizia
Laboratory Director





Sample Information

Client Sample ID: MHS-1

York Sample ID: 20B0462-01

<u>York Project (SDG) No.</u> 20B0462	<u>Client Project ID</u> 20-45703-MHS	<u>Matrix</u> Drinking Water	<u>Collection Date/Time</u> February 13, 2020 6:30 am	<u>Date Received</u> 02/13/2020
--	--	---------------------------------	--	------------------------------------

Analyzed by: Phoenix Environmental Laboratories, Inc. S

1,4-Dioxane by GC/MS/SIM EPA 522

Log-in Notes:

Sample Notes:

Sample Prepared by Method: EPA 3535A/EPA 522

CAS No.	Parameter	Result	Flag	Units	Reported to LOQ	Dilution	Reference Method	Date/Time Prepared	Date/Time Analyzed	Analyst
123-91-1	1,4-Dioxane	1.1		ug/L	0.2	1	EPA522 Certifications:	02/17/2020 00:00	02/17/2020 00:00	PHO



Sample and Data Qualifiers Relating to This Work Order

Definitions and Other Explanations

- * Analyte is not certified or the state of the samples origination does not offer certification for the Analyte.
- ND NOT DETECTED - the analyte is not detected at the Reported to level (LOQ/RL or LOD/MDL)
- RL REPORTING LIMIT - the minimum reportable value based upon the lowest point in the analyte calibration curve.
- LOQ LIMIT OF QUANTITATION - the minimum concentration of a target analyte that can be reported within a specified degree of confidence. This is the lowest point in an analyte calibration curve that has been subjected to all steps of the processing/analysis and verified to meet defined criteria. This is based upon NELAC 2009 Standards and applies to all analyses.
- LOD LIMIT OF DETECTION - a verified estimate of the minimum concentration of a substance in a given matrix that an analytical process can reliably detect. This is based upon NELAC 2009 Standards and applies to all analyses conducted under the auspices of EPA SW-846.
- MDL METHOD DETECTION LIMIT - a statistically derived estimate of the minimum amount of a substance an analytical system can reliably detect with a 99% confidence that the concentration of the substance is greater than zero. This is based upon 40 CFR Part 136 Appendix B and applies only to EPA 600 and 200 series methods.
- Reported to This indicates that the data for a particular analysis is reported to either the LOD/MDL, or the LOQ/RL. In cases where the "Reported to" is located above the LOD/MDL, any value between this and the LOQ represents an estimated value which is "J" flagged accordingly. This applies to volatile and semi-volatile target compounds only.
- NR Not reported
- RPD Relative Percent Difference
- Wet The data has been reported on an as-received (wet weight) basis
- Low Bias Low Bias flag indicates that the recovery of the flagged analyte is below the laboratory or regulatory lower control limit. The data user should take note that this analyte may be biased low but should evaluate multiple lines of evidence including the LCS and site-specific MS/MSD data to draw bias conclusions. In cases where no site-specific MS/MSD was requested, only the LCS data can be used to evaluate such bias.
- High Bias High Bias flag indicates that the recovery of the flagged analyte is above the laboratory or regulatory upper control limit. The data user should take note that this analyte may be biased high but should evaluate multiple lines of evidence including the LCS and site-specific MS/MSD data to draw bias conclusions. In cases where no site-specific MS/MSD was requested, only the LCS data can be used to evaluate such bias.
- Non-Dir. Non-dir. flag (Non-Directional Bias) indicates that the Relative Percent Difference (RPD) (a measure of precision) among the MS and MSD data is outside the laboratory or regulatory control limit. This alerts the data user where the MS and MSD are from site-specific samples that the RPD is high due to either non-homogeneous distribution of target analyte between the MS/MSD or indicates poor reproducibility for other reasons.

If EPA SW-846 method 8270 is included herein it is noted that the target compound N-nitrosodiphenylamine (NDPA) decomposes in the gas chromatographic inlet and cannot be separated from diphenylamine (DPA). These results could actually represent 100% DPA, 100% NDPA or some combination of the two. For this reason, York reports the combined result for n-nitrosodiphenylamine and diphenylamine for either of these compounds as a combined concentration as Diphenylamine.

If Total PCBs are detected and the target aroclors reported are "Not detected", the Total PCB value is reported due to the presence of either or both Aroclors 1262 and 1268 which are non-target aroclors for some regulatory lists.

2-chloroethylvinyl ether readily breaks down under acidic conditions. Samples that are acid preserved, including standards will exhibit breakdown. The data user should take note.

Certification for pH is no longer offered by NYDOH ELAP.

Semi-Volatile and Volatile analyses are reported down to the LOD/MDL, with values between the LOD/MDL and the LOQ being "J" flagged as estimated results.

For analyses by EPA SW-846-8270D, the Limit of Quantitation (LOQ) reported for benzidine is based upon the lowest standard used for calibration and is not a verified LOQ due to this compound's propensity for oxidative losses during extraction/concentration procedures and non-reproducible chromatographic performance.



York Analytical Laboratories, Inc.
120 Research Drive
Stratford, CT 06815
clientservices@yorklab.com
www.yorklab.com



YOUR INFORMATION
Company: JCB Analytical Associates, Inc.
Address: 1775 Express Dr. N.
Phone: Mount Pleasant, NY 11788
Contact: 631.594-5492
E-mail: JCB@jcbanalytical.com
Jeffery D. Nanni

Report To:
Company: JCB
Address: 508
Phone:
Contact:
E-mail:

Invoice To:
Company: JCB
Address: 508
Phone:
Contact:
E-mail:

YOUR PROJECT NUMBER
20-45703-01MS
YOUR PROJECT NAME
MacArthur H.S.
YOUR PO#:

Turn-Around Time
 RUSH - Next Day
RUSH - Two Day
RUSH - Three Day
RUSH - Four Day
Standard (5-7 Day)

Field Chain-of-Custody Record

YORK Project No.

20130462

Page 1 of 1

NOTE: YORK's Standard Terms & Conditions are listed on the back side of this document. This document serves as your written authorization for YORK to proceed with the analyses requested below. Your signature binds you to YORK's Standard Terms & Conditions.

Please print clearly and legibly. All information must be complete. Samples will not be logged in and the turn-around-time clock will not begin until any questions by YORK are resolved.


Samples Collected by: (print your name above and sign below)
Jeffrey Nanni
Jeffrey Nanni

Matrix Codes	Samples From	Report / EDD Type (circle selections)	YORK Reg. Comp.
S - soil / solid GW - groundwater DW - drinking water WW - wastewater O - Oil / Other	New York New Jersey Connecticut Pennsylvania Other	<input checked="" type="checkbox"/> Summary Report <input type="checkbox"/> QA Report <input type="checkbox"/> CT RCP <input type="checkbox"/> CT RCP DOA/DUE <input type="checkbox"/> NJDEP Reduced Deliverables <input type="checkbox"/> NJDEP SRP HazSite <input type="checkbox"/> NY ASP A Package <input type="checkbox"/> NY ASP B Package <input type="checkbox"/> NJDKQP <input type="checkbox"/> Other:	<input type="checkbox"/> Standard Excel EDD <input type="checkbox"/> EQUIS (Standard) <input type="checkbox"/> NYSDEC EQUIS <input type="checkbox"/> Other:
Sample Matrix Dw	Date/Time Sampled 2/13/20 1:30	Analysis Requested 1,4-Dioxane	Container Description 1-1L Amber

Comments:

MacArthur H.S.
3769 Seward Ave
Levittown, NY 11756

Date/Time	Samples Relinquished by / Company	Samples Received by / Company	Special Instruction
2-13-2020 11:55am	MacArthur H.S.	1/13/20	Field Filtered Lab to Filter
2-13-2020	JCB Analytical Associates, Inc.	1/13/20	



Technical Report

prepared for:

J.C. Broderick
1775 North Express Drive
Hauppauge NY, 11788
Attention: Jeff Nannini

Report Date: 02/17/2020
Client Project ID: 20-45703-SMS
York Project (SDG) No.: 20B0471

CT Cert. No. PH-0723

New Jersey Cert. No. CT005 and NY037



New York Cert. Nos. 10854 and 12058

PA Cert. No. 68-04440

120 RESEARCH DRIVE
www.YORKLAB.com

STRATFORD, CT 06615
(203) 325-1371

132-02 89th AVENUE
FAX (203) 357-0166

RICHMOND HILL, NY 11418
ClientServices@yorklab.com

Report Date: 02/17/2020
Client Project ID: 20-45703-SMS
York Project (SDG) No.: 20B0471

J.C. Broderick
1775 North Express Drive
Hauppauge NY, 11788
Attention: Jeff Nannini

Purpose and Results

This report contains the analytical data for the sample(s) identified on the attached chain-of-custody received in our laboratory on February 13, 2020 with a temperature of 2.5 C. The project was identified as your project: **20-45703-SMS**.

The analyses were conducted utilizing appropriate EPA, Standard Methods, and ASTM methods as detailed in the data summary tables.

All samples were received in proper condition meeting the customary acceptance requirements for environmental samples except those indicated under the Sample and Analysis Qualifiers section of this report.

All analyses met the method and laboratory standard operating procedure requirements except as indicated by any data flags, the meaning of which are explained in the Sample and Data Qualifiers Relating to This Work Order section of this report and case narrative if applicable.

The results of the analyses, which are all reported on dry weight basis (soils) unless otherwise noted, are detailed in the following pages.

Please contact Client Services at 203.325.1371 with any questions regarding this report.

<u>York Sample ID</u>	<u>Client Sample ID</u>	<u>Matrix</u>	<u>Date Collected</u>	<u>Date Received</u>
20B0471-01	SMS-1	Drinking Water	02/13/2020	02/13/2020

General Notes for York Project (SDG) No.: 20B0471

1. The RLs and MDLs (Reporting Limit and Method Detection Limit respectively) reported are adjusted for any dilution necessary due to the levels of target and/or non-target analytes and matrix interference. The RL(REPORTING LIMIT) is based upon the lowest standard utilized for the calibration where applicable.
2. Samples are retained for a period of thirty days after submittal of report, unless other arrangements are made.
3. York's liability for the above data is limited to the dollar value paid to York for the referenced project.
4. This report shall not be reproduced without the written approval of York Analytical Laboratories, Inc.
5. All analyses conducted met method or Laboratory SOP requirements. See the Sample and Data Qualifiers Section for further information.
6. It is noted that no analyses reported herein were subcontracted to another laboratory, unless noted in the report.
7. This report reflects results that relate only to the samples submitted on the attached chain-of-custody form(s) received by York.
8. Analyses conducted at York Analytical Laboratories, Inc. Stratford, CT are indicated by NY Cert. No. 10854; those conducted at York Analytical Laboratories, Inc., Richmond Hill, NY are indicated by NY Cert. No. 12058.


Approved By:



Benjamin Gulizia
Laboratory Director

Date: 02/17/2020





Sample Information

Client Sample ID: SMS-1

York Sample ID: 20B0471-01

<u>York Project (SDG) No.</u> 20B0471	<u>Client Project ID</u> 20-45703-SMS	<u>Matrix</u> Drinking Water	<u>Collection Date/Time</u> February 13, 2020 6:45 am	<u>Date Received</u> 02/13/2020
--	--	---------------------------------	--	------------------------------------

Analyzed by: Phoenix Environmental Laboratories, Inc. S

1,4-Dioxane by GC/MS/SIM EPA 522

Log-in Notes:

Sample Notes:

Sample Prepared by Method: EPA 3535A/EPA 522

CAS No.	Parameter	Result	Flag	Units	Reported to LOQ	Dilution	Reference Method	Date/Time Prepared	Date/Time Analyzed	Analyst
123-91-1	1,4-Dioxane	1.2		ug/L	0.2	1	EPA522 Certifications:	02/17/2020 00:00	02/17/2020 00:00	PHO



Sample and Data Qualifiers Relating to This Work Order

Definitions and Other Explanations

*	Analyte is not certified or the state of the samples origination does not offer certification for the Analyte.
ND	NOT DETECTED - the analyte is not detected at the Reported to level (LOQ/RL or LOD/MDL)
RL	REPORTING LIMIT - the minimum reportable value based upon the lowest point in the analyte calibration curve.
LOQ	LIMIT OF QUANTITATION - the minimum concentration of a target analyte that can be reported within a specified degree of confidence. This is the lowest point in an analyte calibration curve that has been subjected to all steps of the processing/analysis and verified to meet defined criteria. This is based upon NELAC 2009 Standards and applies to all analyses.
LOD	LIMIT OF DETECTION - a verified estimate of the minimum concentration of a substance in a given matrix that an analytical process can reliably detect. This is based upon NELAC 2009 Standards and applies to all analyses conducted under the auspices of EPA SW-846.
MDL	METHOD DETECTION LIMIT - a statistically derived estimate of the minimum amount of a substance an analytical system can reliably detect with a 99% confidence that the concentration of the substance is greater than zero. This is based upon 40 CFR Part 136 Appendix B and applies only to EPA 600 and 200 series methods.
Reported to	This indicates that the data for a particular analysis is reported to either the LOD/MDL, or the LOQ/RL. In cases where the "Reported to" is located above the LOD/MDL, any value between this and the LOQ represents an estimated value which is "J" flagged accordingly. This applies to volatile and semi-volatile target compounds only.
NR	Not reported
RPD	Relative Percent Difference
Wet	The data has been reported on an as-received (wet weight) basis
Low Bias	Low Bias flag indicates that the recovery of the flagged analyte is below the laboratory or regulatory lower control limit. The data user should take note that this analyte may be biased low but should evaluate multiple lines of evidence including the LCS and site-specific MS/MSD data to draw bias conclusions. In cases where no site-specific MS/MSD was requested, only the LCS data can be used to evaluate such bias.
High Bias	High Bias flag indicates that the recovery of the flagged analyte is above the laboratory or regulatory upper control limit. The data user should take note that this analyte may be biased high but should evaluate multiple lines of evidence including the LCS and site-specific MS/MSD data to draw bias conclusions. In cases where no site-specific MS/MSD was requested, only the LCS data can be used to evaluate such bias.
Non-Dir.	Non-dir. flag (Non-Directional Bias) indicates that the Relative Percent Difference (RPD) (a measure of precision) among the MS and MSD data is outside the laboratory or regulatory control limit. This alerts the data user where the MS and MSD are from site-specific samples that the RPD is high due to either non-homogeneous distribution of target analyte between the MS/MSD or indicates poor reproducibility for other reasons.

If EPA SW-846 method 8270 is included herein it is noted that the target compound N-nitrosodiphenylamine (NDPA) decomposes in the gas chromatographic inlet and cannot be separated from diphenylamine (DPA). These results could actually represent 100% DPA, 100% NDPA or some combination of the two. For this reason, York reports the combined result for n-nitrosodiphenylamine and diphenylamine for either of these compounds as a combined concentration as Diphenylamine.

If Total PCBs are detected and the target aroclors reported are "Not detected", the Total PCB value is reported due to the presence of either or both Aroclors 1262 and 1268 which are non-target aroclors for some regulatory lists.

2-chloroethylvinyl ether readily breaks down under acidic conditions. Samples that are acid preserved, including standards will exhibit breakdown. The data user should take note.

Certification for pH is no longer offered by NYDOH ELAP.

Semi-Volatile and Volatile analyses are reported down to the LOD/MDL, with values between the LOD/MDL and the LOQ being "J" flagged as estimated results.

For analyses by EPA SW-846-8270D, the Limit of Quantitation (LOQ) reported for benzidine is based upon the lowest standard used for calibration and is not a verified LOQ due to this compound's propensity for oxidative losses during extraction/concentration procedures and non-reproducible chromatographic performance.



York Analytical Laboratories, Inc.
 120 Research Drive
 Stratford, CT 06615
 clientservices@yorklab.com
 www.yorklab.com

Field Chain-of-Custody Record

YORK Project No.

20B0471

NOTE: YORK's Standard Terms & Conditions are listed on the back side of this document. This document serves as your written authorization for YORK to proceed with the analyses requested below. Your signature binds you to YORK's Standard Terms & Conditions.

YOUR INFORMATION
 Company: JCB Enterprises, Inc.
 Address: 1775 Express Dr. N., Hampton, NH 07830
 Phone: 603-584-5462
 Contact: Jeffery Nanni
 E-mail: JNanni@jcbent.com

Report To:
 Company: JCB
 Address:
 Phone:
 Contact:
 E-mail:

Invoice To:
 Company: JCB
 Address:
 Phone:
 Contact:
 E-mail:

YOUR PROJECT NUMBER
 YOUR PROJECT NAME
 YOUR PO#:

Turn-Around Time
 RUSH - Next Day
 RUSH - Two Day
 RUSH - Three Day
 RUSH - Four Day
 Standard (5-7 Day)

Page 1 of 1

Please print clearly and legibly. All information must be complete. Samples will not be logged in and the turn-around-time clock will not begin until any questions by YORK are resolved.

Samples Collected by: (print your name above and sign below)
 Jeffery Nanni
 JNN

Sample Identification	Sample Matrix	Matrix Codes	Samples From	Report / EDD Type (circle selections)	YORK Reg. Comp.	Container Description
SMS-1	DW	S - soil / solid GW - groundwater DW - drinking water WW - wastewater O - Oil ; Other	New York New Jersey Connecticut Pennsylvania Other	<input checked="" type="checkbox"/> Summary Report <input type="checkbox"/> QA Report NY ASP A Package NY ASP B Package NJDEP Reduced Deliverables NJDEP SRP HazSite NJDKQP Other:	Compared to the following Regulation(s) (please fill in)	1-11-Ambic

Comments: Salk MS.
 3754 Old Southfield
 Lewiston, NH 07756

Preservation: (check all that apply)
 HCl ___ MeOH ___ HNO₃ ___ H₂SO₄ ___ NaOH ___ ZnAc ___
 Ascorbic Acid ___ Other: NaHSO₄

Date/Time	Samples Relinquished by / Company	Date/Time	Samples Received at Lab	Temp. Received at Lab
2/17/20	JCB	2/17/20	1720	
11/25/19	Lab	11/25/19		
2/13/20	Lab	2/13/20		2.5